

Portfolio report Januar

Stand: 01.02.2022

Management company	Polarstern Capital Ltd.
Inception date	01.07.2018
Portfolio asset PSC	1 503 751,39
Fiscal year	2018 - 2022

Price: PSC TOKEN



Performance

Period	Accumulated	Annually
1 Month	-44%	-
3 Months	-30%	-
6 Months	-32%	-
1 Year	-8%	-8%
2 Years	13%	6,69%
3 Year	33%	10,94%

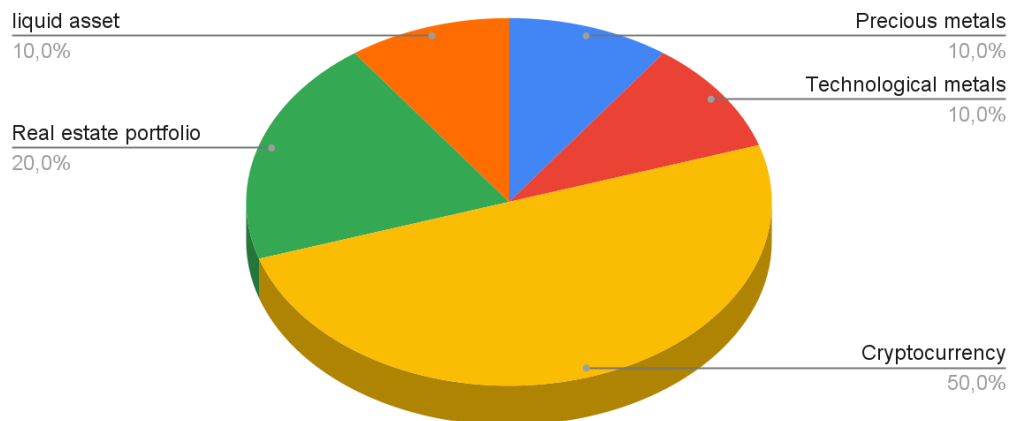


Planned portfolio Asset

Recent changes in portfolio allocation of investments in the portfolio

Type Assets	Portfolio share
Precious metals portfolio	10%
Technological metals portfolio	10%
Cryptocurrency portfolio	50%
Real estate portfolio	20%
liquid asset	10%

Portfolio share

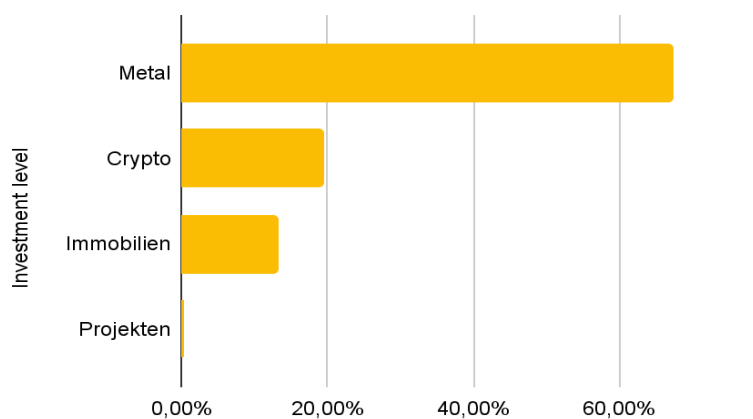
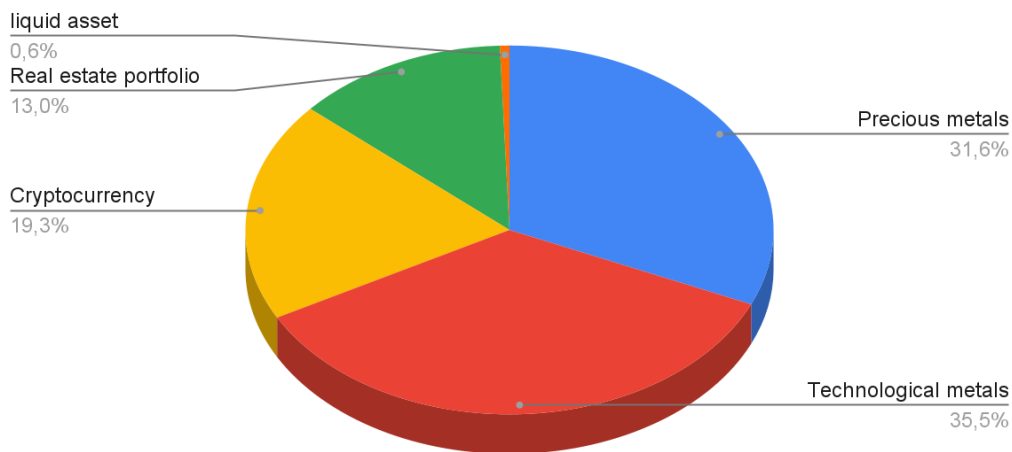


Actual Portfolio Asset:

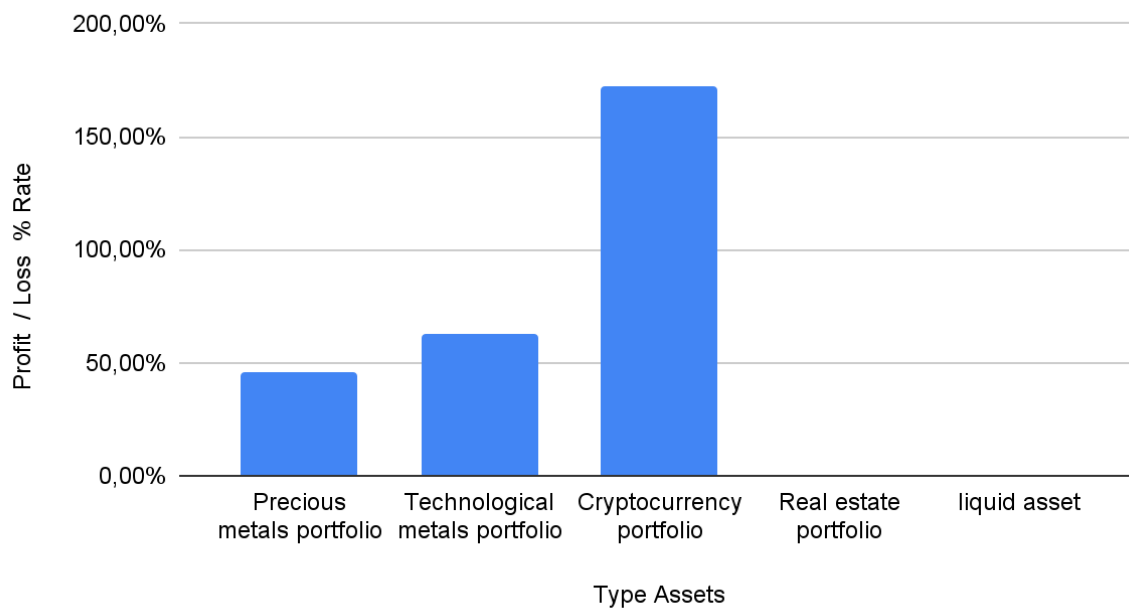
The current allocation of assets in the portfolio

Type Assets	Portfolio share	Actual asset %
Precious metals portfolio	10%	31,61%
Technological metals portfolio	10%	35,51%
Cryptocurrency portfolio	50%	19,28%
Real estate portfolio	20%	13,01%
liquid asset	10%	0,59%

Actual asset %



Total portfolio: Profit / Loss %



Type Assets	Actual asset %	Profit / Loss % Rate
Precious metals portfolio	31,61%	45,63%
Technological metals portfolio	35,51%	63,04%
Cryptocurrency portfolio	19,28%	171,92%
Real estate portfolio	13,01%	0,00%
liquid asset	0,59%	0,00%

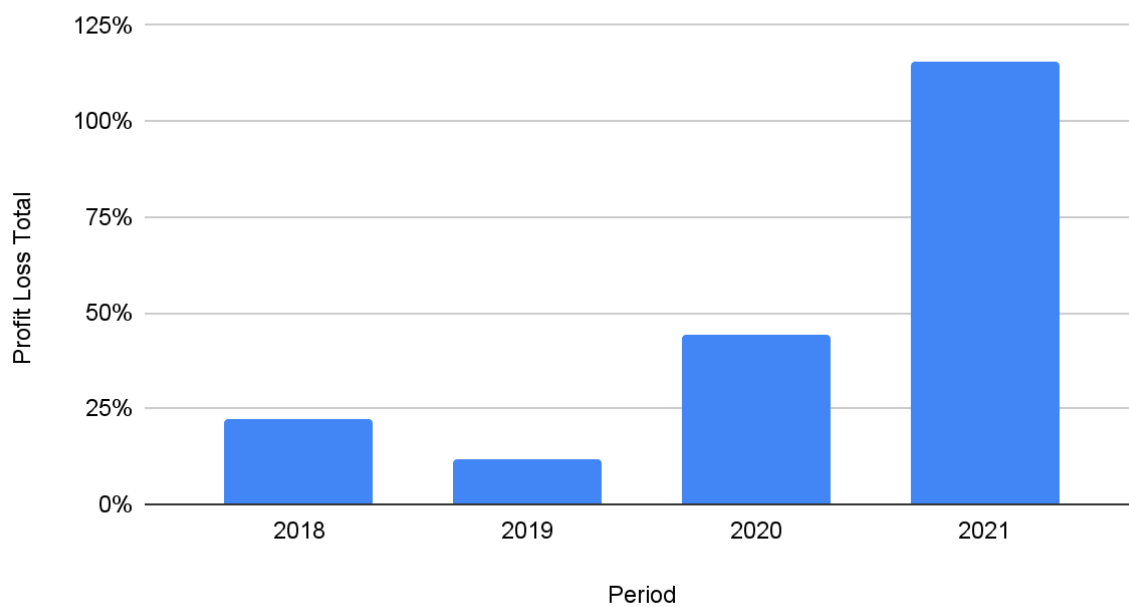


Cryptocurrency Report

Annual Report: Profit / Loss

Period	Profit Loss Total
2018	22%
2019	12%
2020	44,19%
2021	115,73%

Annual Report: Profit / Loss

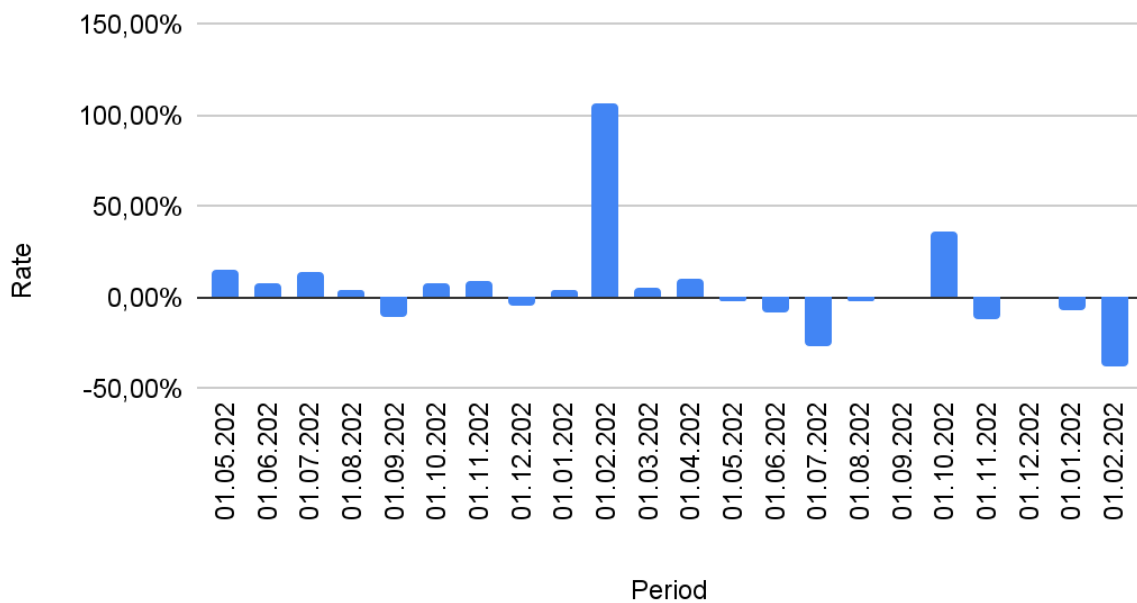


Monthly Report: Profit/Loss

Period	Rate
01.05.2020	15,13%
01.06.2020	8,00%
01.07.2020	14,32%
01.08.2020	4,59%
01.09.2020	-10,77%
01.10.2020	8,42%
01.11.2020	8,70%
01.12.2020	-4,21%
01.01.2021	4,58%
01.02.2021	106,00%
01.03.2021	5,30%
01.04.2021	10,75%
01.05.2021	-1,68%
01.06.2021	-7,70%
01.07.2021	-26,03%
01.08.2021	-1,48%
01.09.2021	1,05%
01.10.2021	36,38%
01.11.2021	-11,44%
01.12.2021	-0,01%
01.01.2022	-6,86%
01.02.2022	-37,94%



Growth & Drawdown

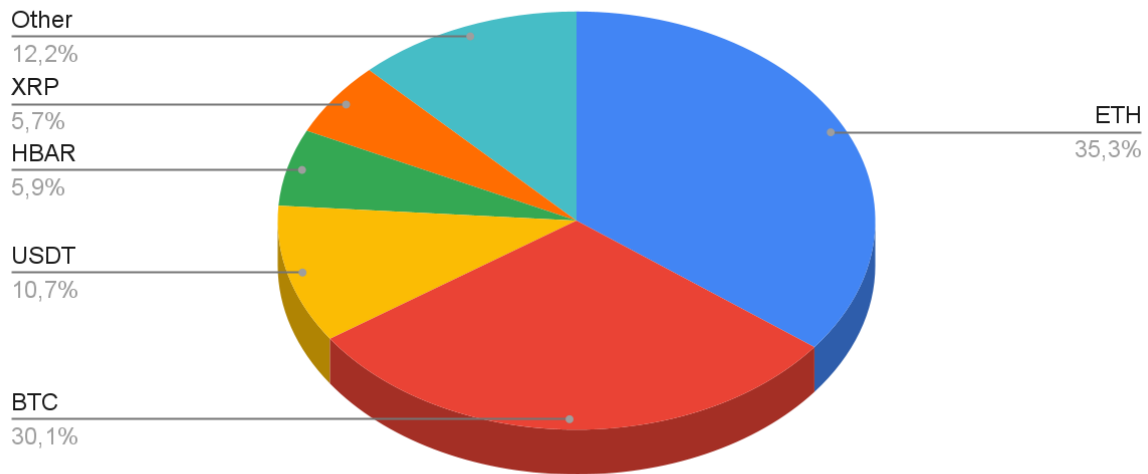


Portfolio stand: January 2022

Asset	Rate
ETH	35,34%
BTC	30,10%
USDT	10,70%
HBAR	5,93%
XRP	5,72%
Other	12,21%



Portfolio stand: January 2022



Open Orders

Pair	Type	Side	Price \$	Filled
LTC/USDT	Limit	Sell	500	0.00%
HBAR/USDT	Limit	Sell	0.6	0.00%
BNB/USDT	Limit	Sell	1000	0.00%
ETH/USDT	Limit	Sell	10000	0.00%
BTC/USDT	Limit	Sell	80000	0.00%
BADGER/USDT	Limit	Sell	46	0.00%
ADA/USDT	Limit	Sell	3	0.00%
VET/USDT	Limit	Sell	0.23	0.00%
XRP/USDT	Limit	Sell	1.5	0.00%
EOS/USDT	Limit	Sell	10	0.00%

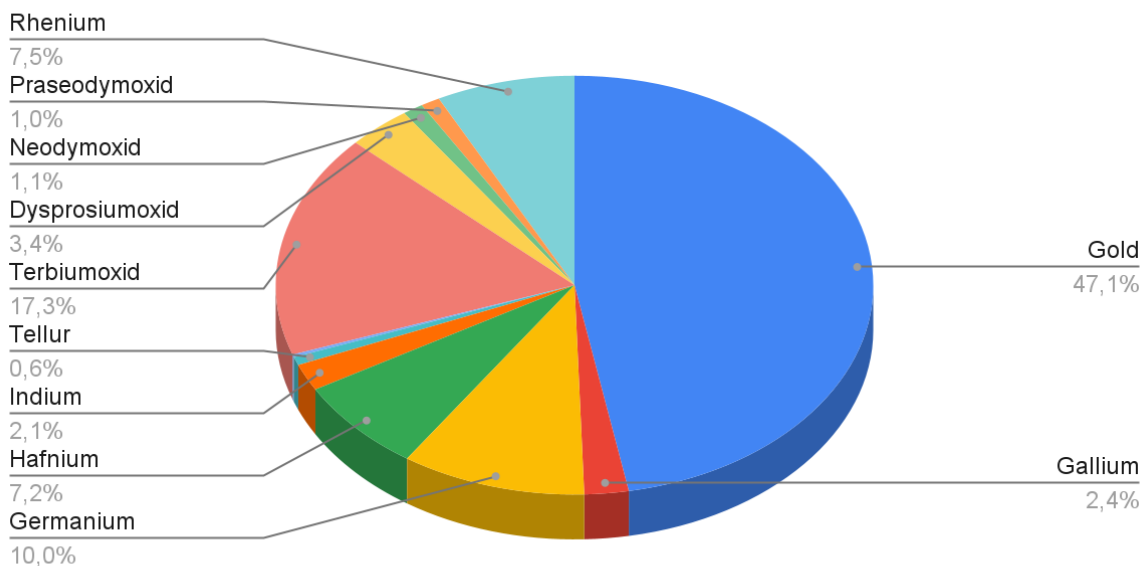


Metal portfolio

Stand 01.02.2020

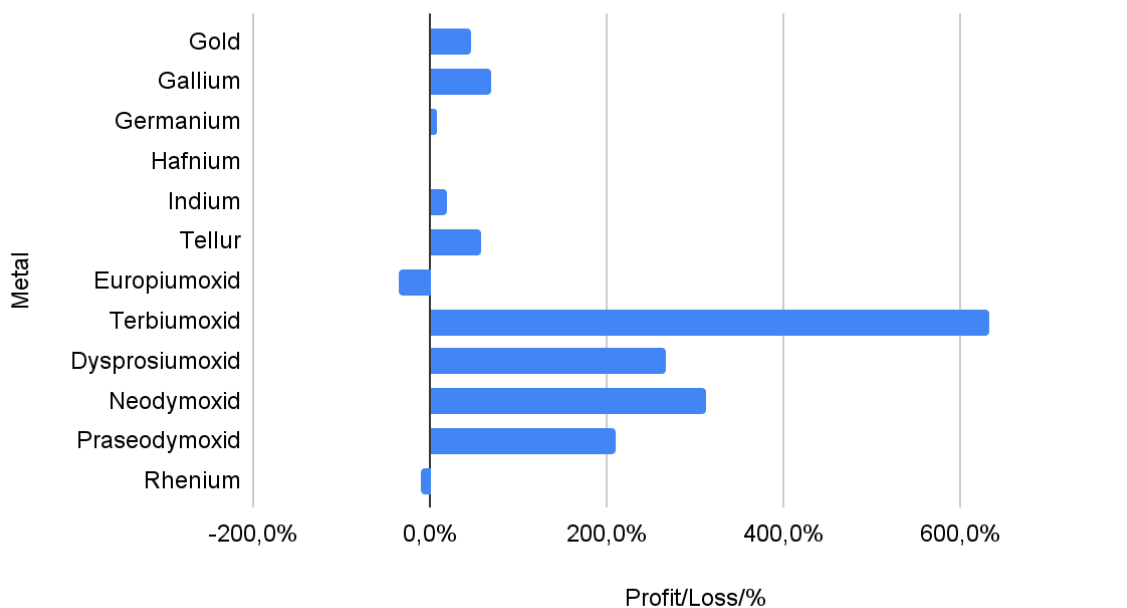
Metal	Portfolio share
Gold	47,09%
Gallium	2,39%
Germanium	9,99%
Hafnium	7,23%
Indium	2,07%
Tellur	0,64%
Europiumoxid	0,20%
Terbiumoxid	17,29%
Dysprosiumoxid	3,44%
Neodymoxid	1,11%
Praseodymoxid	1,04%
Rhenium	7,51%

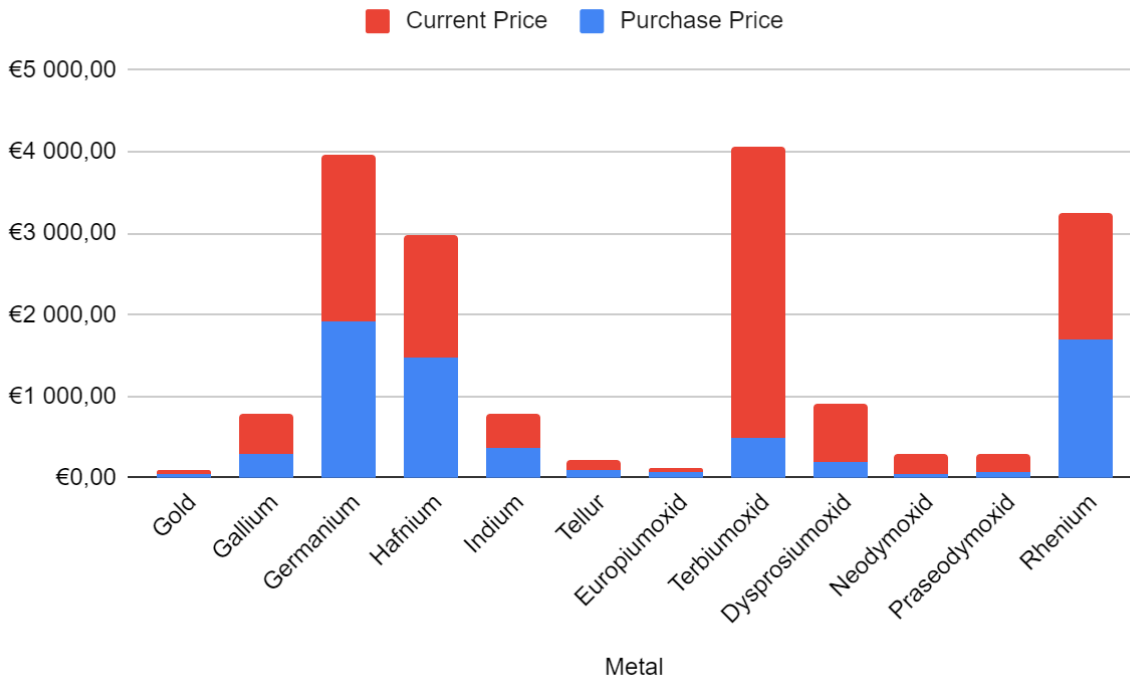
Metal Portfolio share



Metal	Purchase Price	Current Price	Profit/Loss %
Gold	€35,17	€51,22	45,6%
Gallium	€290,20	€493,00	69,9%
Germanium	€1 912,40	€2 060,96	7,8%
Hafnium	€1 475,40	€1 491,61	1,1%
Indium	€356,40	€427,11	19,8%
Tellur	€83,80	€132,29	57,9%
Europiumoxid	€65,80	€42,07	-36,1%
Terbiumoxid	€487,30	€3 567,19	632,0%
Dysprosiumoxid	€192,80	€708,70	267,6%
Neodymoxid	€55,40	€228,67	312,8%
Praseodymoxid	€69,40	€214,55	209,1%
Rhenium	€1 705,70	€1 548,80	-9,2%

Metal Profit/Loss/%





Real estate portfolio

Stand: 01.02.2022

Date	Object Type	Purchase price 1m ²	Actual price 1m ²	% Profit/Loss	Portfolio share %
01.02.2022	Bulgaria	€1 300,00	€1 300,00	0%	100%



Portfolio Projects and ICO

The direction is closed and no longer develops

Title	Direction	Portfolio share	Profit / Loss %
Hydrogen motor	Technologies	68,79%	-100,00%
Polarstern City	WEB IT	24,84%	-100,00%
Gojoy	ICO	2,87%	-100,00%
Telegram R1	ICO	1,72%	33,33%
TELEGRAM R2	ICO	0,29%	0,00%
Hedera Hashgraph (4) by GAINS	ICO	0,38%	-100,00%
Algorand	ICO	0,32%	7,88%
"Coo"	ICO	0,29%	185,33%
Trias	ICO	0,19%	1129,80%

Portfolio share

